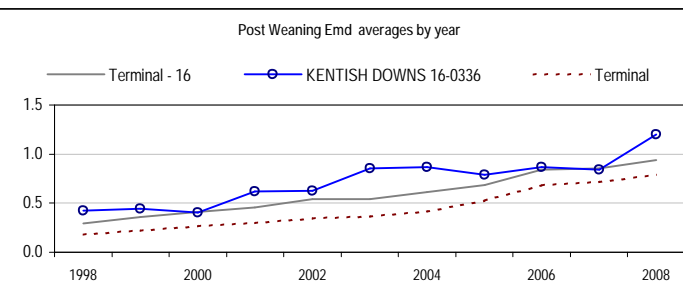
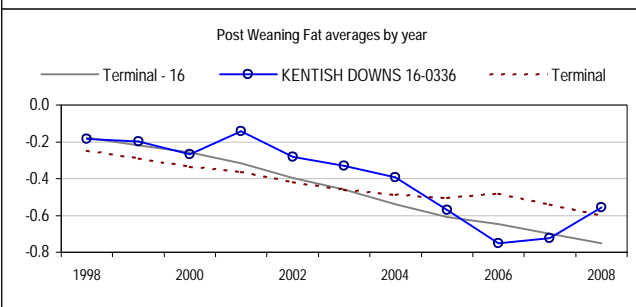
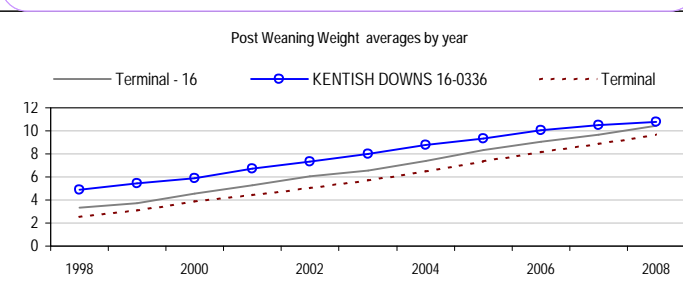
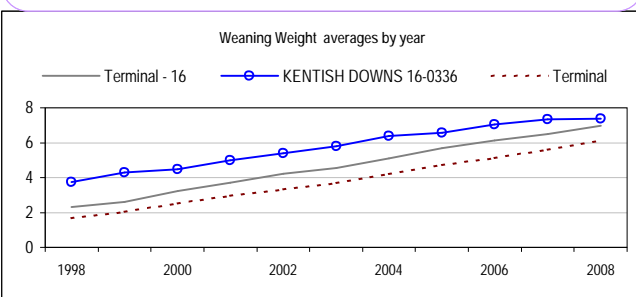
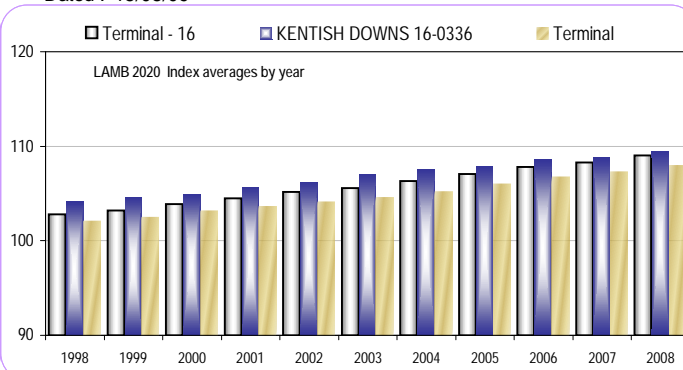
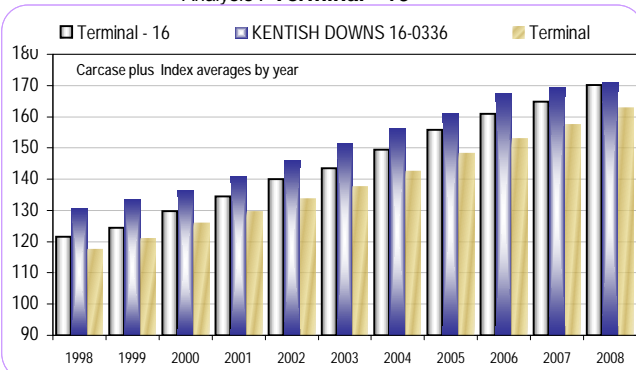


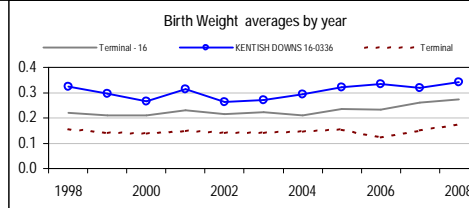
Analysis : **Terminal - 16**

Dated : 15/08/09



Terminal - 16

	Bwt	Wwt	Pwwt	Pfat	Pemd	Ywt	Carcase +	Counts
1999	0.21	2.60	3.71	-0.22	0.36	4.74	124.4	35248
2000	0.21	3.24	4.58	-0.26	0.41	5.75	129.8	34670
2001	0.23	3.72	5.27	-0.32	0.46	6.59	134.4	34880
2002	0.22	4.22	6.03	-0.40	0.54	7.41	140.0	35294
2003	0.22	4.55	6.58	-0.46	0.54	7.95	143.6	37014
2004	0.21	5.09	7.41	-0.54	0.61	8.87	149.4	43125
2005	0.24	5.68	8.36	-0.61	0.69	9.89	155.8	45085
2006	0.23	6.12	9.06	-0.65	0.84	10.57	161.0	46945
2007	0.26	6.49	9.66	-0.70	0.86	11.20	164.9	44308
2008	0.27	6.99	10.45	-0.75	0.94	11.99	170.2	41162



KENTISH DOWNS 16-0336

	Bwt	Wwt	Pwwt	Pfat	Pemd	Ywt	Carcase +	Counts
1999	0.30	4.29	5.47	-0.20	0.44	7.10	133.7	658
2000	0.27	4.49	5.86	-0.27	0.41	7.66	136.4	529
2001	0.31	4.99	6.75	-0.14	0.62	8.31	140.9	564
2002	0.26	5.38	7.36	-0.28	0.63	8.97	145.9	656
2003	0.27	5.81	7.98	-0.33	0.85	9.45	151.4	400
2004	0.29	6.37	8.77	-0.39	0.87	10.09	156.4	415
2005	0.32	6.56	9.35	-0.57	0.79	11.03	161.1	630
2006	0.33	7.03	10.05	-0.75	0.87	11.76	167.7	582
2007	0.32	7.34	10.51	-0.72	0.84	12.18	169.4	603
2008	0.34	7.37	10.75	-0.56	1.20	12.91	171.2	572

LAMBPLAN reports are prepared using data supplied by breeders and/or accredited operators. LAMBPLAN cannot guarantee the accuracy of this data. LAMBPLAN ASBVs are designed to estimate genetic merit of animals from the data supplied. The reports are provided to assist breeders but no liability is accepted for the outcome resulting from the use of this information.

Linkage Summary	
KENTISH DOWNS 16-0336	linked
Wts	Yes
Carcase	Yes
FEC	No
Reproduction	No
Site Code	160336



Phone 02 6773 2948
www.lambplan.com